




# Wellesley Park Primary School

Reaching for Success Together

Wellesley Park Primary School  
Homefield  
Wellington  
Somerset  
TA21 9AJ

 01823 664876  
 [www.wellesleyparkschool.co.uk](http://www.wellesleyparkschool.co.uk)  
 [office@wellesleypark.bep.ac](mailto:office@wellesleypark.bep.ac)



**Headteacher:** Carly Wilkins  
**Interim Deputy Headteacher:** Annika Baines

Dear Parent/Carer

Friday 17<sup>th</sup> May

## BIKEABILITY Cycle Training Level 1 & 2

We have arranged a cycle training course, in conjunction with Somerset Road Safety, to take place in school for children in Year 6 on Monday 24<sup>th</sup> and Tuesday 25<sup>th</sup> June, Monday 1<sup>st</sup> July, Thursday 4<sup>th</sup> July and Friday 5<sup>th</sup> July. Once consent forms have been received, children will be organised into groups and participation will be for two of the above dates. There are limited spaces available so please note that places will be allocated on a first come first served basis.

Bikeability is a two-day course aimed to inform children about road safety and teach children how to cycle safely on the road. The course has been designed to give the next generation the skills and confidence to ride their bikes on today's roads. It will introduce them to cycling as an everyday activity, an alternative mode of transport, which brings a healthier lifestyle. We consider cycle training to be an important life skill and encourage you to enrol your child on this course.

Your child will need a ROADWORTHY bicycle, helmet and suitable clothing and footwear for all sessions and must be able to ride and control a bicycle.

The course operates as follows:

Day One (morning – Level 1) of the course consists of a road safety talk and cycling activities (such as how to perform a bike check and signaling) performed on the school's playground.

If your child is considered safe by our instructor(s) to cycle supervised on the road, your child will then be invited to take part in Level 2, which commences in the afternoon of day 1.

Day Two involves on-road cycling and how to carry out maneuvers (such as turning into a minor/major road and passing parked cars) safely.

If you would like your child to participate, please ensure that you fully complete the consent form attached and check suitability and roadworthiness of your child's bicycle and helmet prior to the course. If the bicycle is found not to comply with the checks on the form it is recommended that you make arrangements for them to be repaired before the start of the course as this could result in the rider not being able to start the course due to safety.

It is very important that any medical/physical abilities are listed on the following page.

The completed forms will need to be completed and returned to school by **Friday 14<sup>th</sup> June**.

Yours sincerely

Miss Baines, Miss Fitzgerald and Mr Morris – Year 6 Team



# Somerset Road Safety

## PARENTAL CONSENT FORM

**I agree:**

To allow my child to attend the Bikeability course, some of which will be conducted on the public highway.

My child can **ride and control a bicycle**.

To ensure that my child **has a roadworthy bicycle, helmet, suitable clothing** and footwear whilst taking part in the cycle course.

**Please note:**

- *Our instructor(s) reserve the right to refuse to take out any rider whose cycle is not the correct size or is considered unroadworthy.*
- *Our instructor(s) are unable to take out any rider without a correctly fitted/ appropriate helmet.*
- *Our instructor(s) reserve the right to refuse to take out any rider whose cycling ability is not yet at a safe standard for on-road cycling.*

To ensure the instructors are informed of **ANY** medical/physical condition my child has which may affect the training (*please enter relevant details below: e.g. asthmatic, partially sighted*).

.....

.....

The instructors may at any time refuse to continue to train my child if their behaviour or ability is deemed to be unsuitable for the level of training being delivered.

**CHILD'S NAME:** .....

Signed: ..... **Parent/Carer**

Name: ..... **Capital letters**

**BIKE CHECK FORM FOR** .....